




# Winter










## Interactive Number line



copyright © Ruth Grimes 2005  
[www.silkysteps.com](http://www.silkysteps.com)

- Print out the number cards and 3 main boards.
- Cut out and cover in sticky back plastic or laminate.
- Use either Velcro or sticky tac to attach the number cards to the blackened shape above the number line.
- Assemble the boards in order with the main bear picture either at the front or end of the line.
- Use the main picture as a collection point for all the number cards so that the children can sort out and stick on the card to the right number, by themselves










1

2

3

4

5



6

7

8

9

10

