

Personal, Social, emotional & moral Development - Demonstrates that actions have consequences and that we each make decisions that affect our environment.

Under the Sea

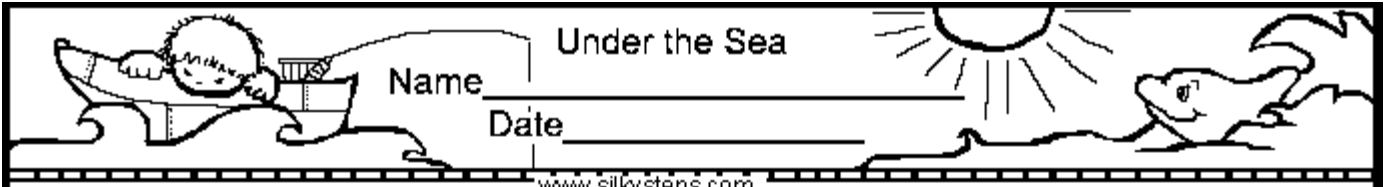
Name _____

Date _____

www.silkysteps.com

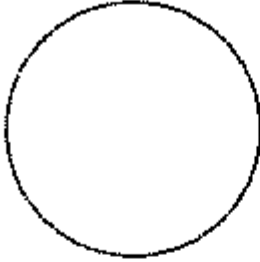
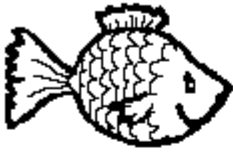
Some people don't think about the creatures that live under the sea.
Trash like old bottles, tin cans, candy and crisp packets get thrown into the sea.
Can you make these fish feel happy again by cutting away the litter on the ocean floor and then coloring in the fish?

Extension - discuss why rubbish is thrown into the sea and what alternative ways there are of disposing of it.



www.silkysteps.com

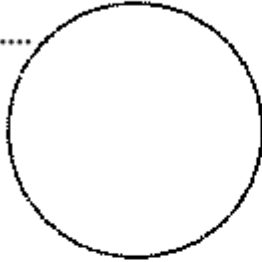
how many big




Does this fish look long or short ?
draw a line the length of it's body and tail fin



how many small.....



1 . 2 . 3 . 4 . 5 . 6 . 7 . 8 . 9 . 10



Extension - Research evidence and watching fish in the sea is important to see how life for them is changing. Talk to the children about how they think the sea could change: It might become warmer, do they think fish and sea creatures will adapt and slowly get used to this ? How will we know if they do?

Communication, Language & Literacy – Words commonly associated with the sea. Trace around each word with a pencil.

Under the Sea

Name _____

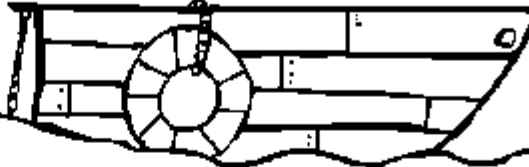
Date _____

www.silkysteps.com



These words are about the sea. What do you think of when you say the word?
A fishing trip in a boat or a day at a beach full of sand?

Boat



Sea

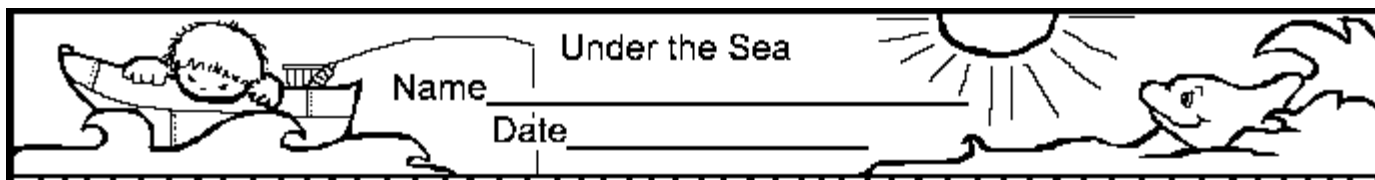
Fish



Sand



Extension – Talk about the layer sequence – first is the boat, second the sea, third fish finally fourth the sand on the ocean floor.

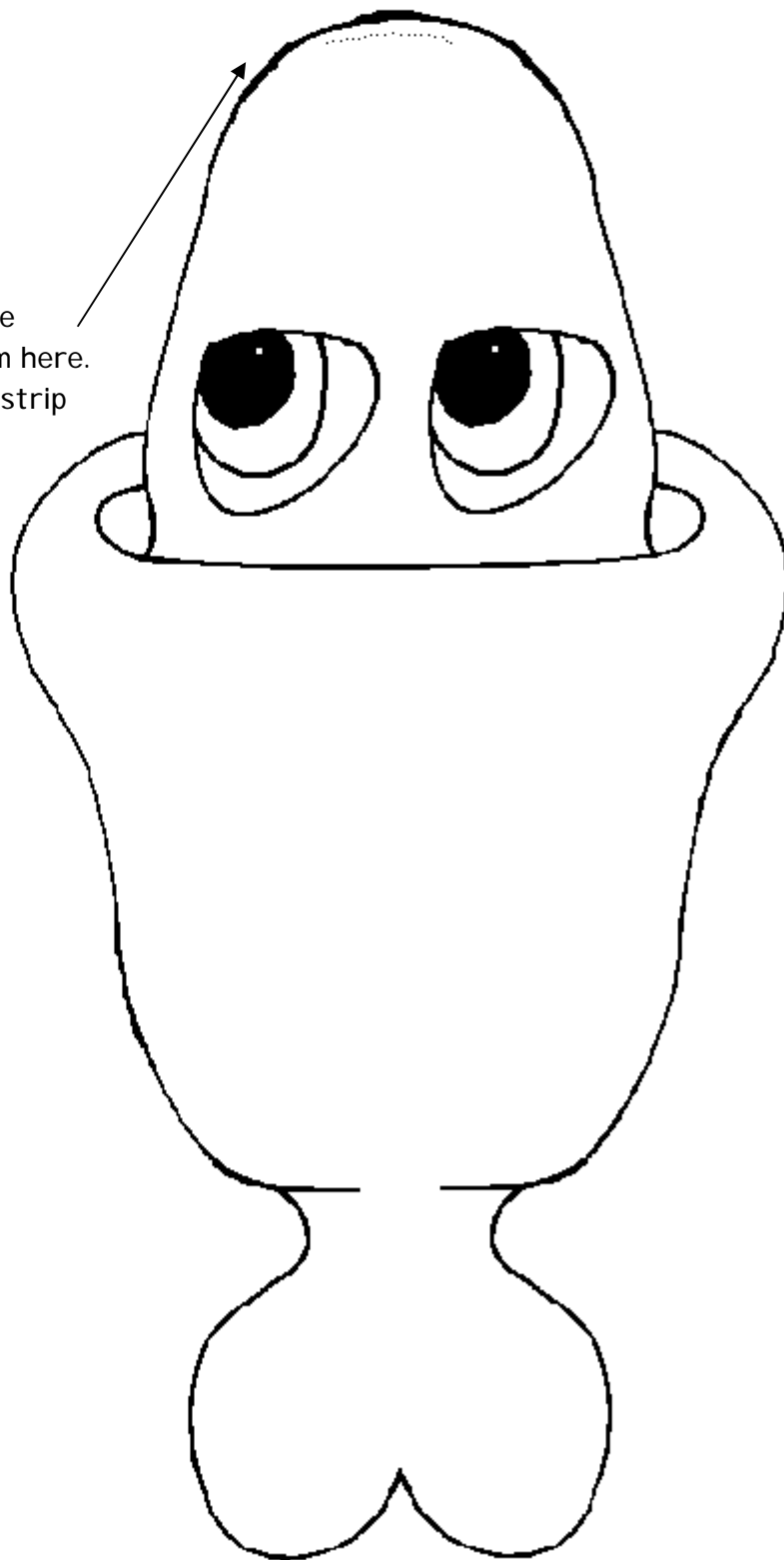


www.silkysteps.com



- Color in the squid body.
- Cut strips of paper for the tentacles and attach them here.
- Make an arm band from a strip of paper.
- Tape the squid to the armband.

Allow the children to dance with the squid by flapping the tentacles around in time to the music.



Extension - Talk about squids, how they protect themselves by firing a shot of ink into the water so that they can escape without being seen. Squids are eaten as food.

Creative – Use self expression and design to create an oyster’s pearl.

Collage pieces of shiny foil inside the oyster shell. Use a ball made from scrunched up aluminium foil as the pearl.

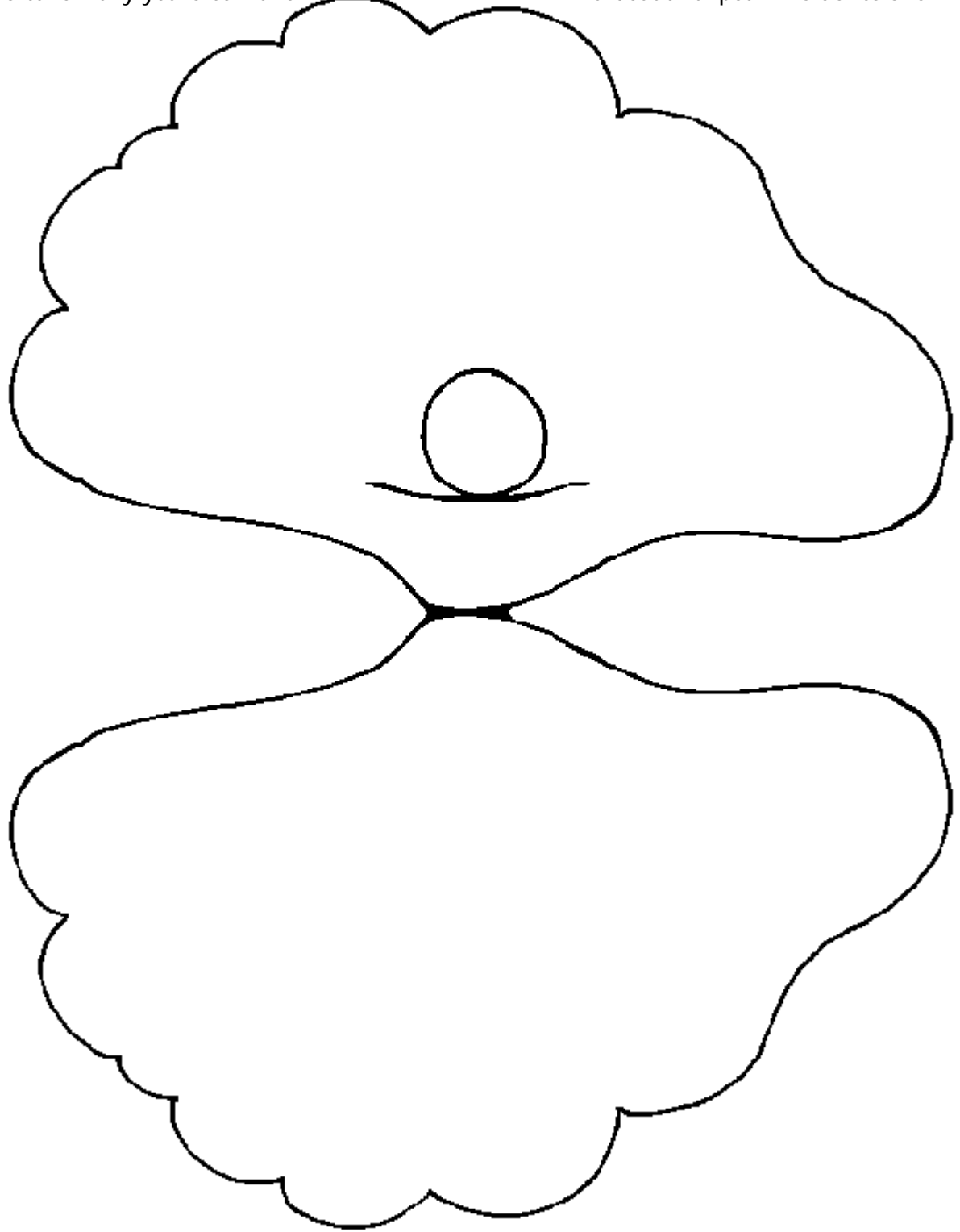
Under the Sea

Name _____

Date _____

www.silkysteps.com

Oysters take many years to make _____ a beautiful pearl inside its shell.



Extension – What type of sea shells have the children seen before? Did they contain live creatures or were they empty.


Under the Sea

Name _____

Date _____

www.silkysteps.com

Lighthouses are found on the land
They have a bright light that
can warn ships and boats
Color in some yellow light



but next to the sea.
shines out at night so that it
that there are rocks nearby.
beams from the circle bulb.

Extension - Discuss what lighthouses the children have seen before, what their experience of these buildings are. What would happen if a boat ignored the lighthouse beacon? Who looks after a lighthouse and makes sure the bulb stays shiny?