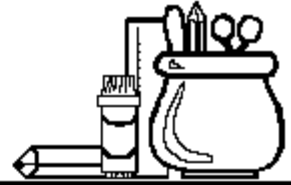
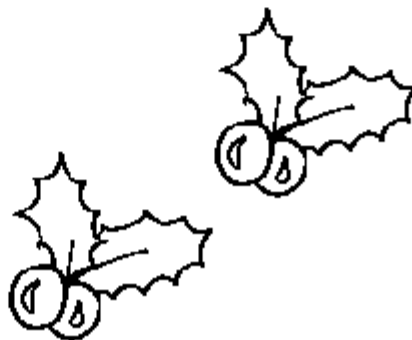
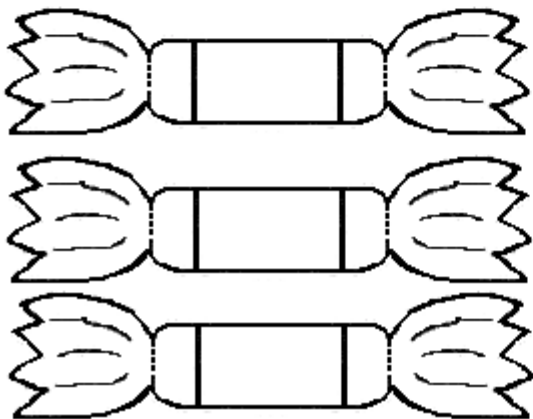



Merry Christmas

Name _____
Date _____



www.silkysteps.com



This fir wreath is looking very bare ~ can you colour and cut out the pictures and stick them in places to make the wreath look decorated?

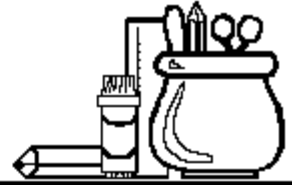
ADULT ACTIVITY

The pictures are in numbered sets for you to count out with the children. Colour cut and paste ~ discuss fir trees and the use of branches to decorate the house at Christmas time.


Merry Christmas

Name _____

Date _____



www.silkysteps.com




Jingle Bell Reindeer would really like some yellow bells on his length of ribbon.
Can you colour cut and paste some on for him?

ADULT ACTIVITY

There are 10 Jingle bells to colour, cut and glue onto the ribbon.

Talk about sounds, music and colours of bells.. Why some cats wear them and how they are used on Christmas things.



Merry Christmas

Name _____
Date _____




www.silkysteps.com



Penguin is feeling the cold and has wrapped himself up in a nice warm scarf ~ But he would really like to have tassels on the end of it so that they can blow around in the winter wind. Can you rip and tear some strips of paper and glue them in place?

ADULT ACTIVITY

Have a variety of papers ready for the children to tear strips from. See if some can curl them before using the dotted line on the scarf as a gluing guide.

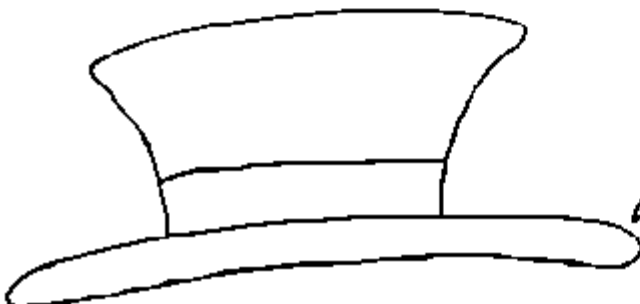

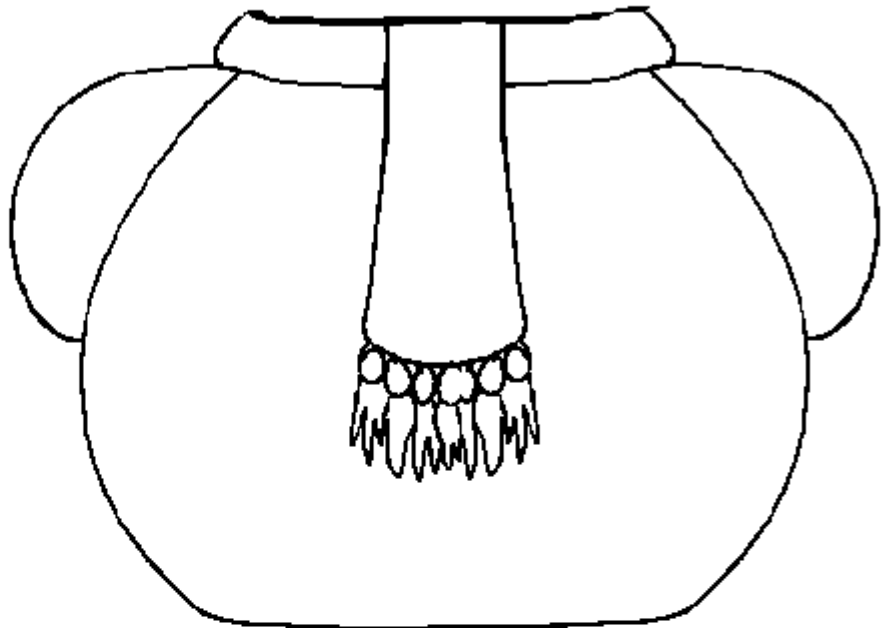


Merry Christmas

Name _____
Date _____



www.silkysteps.com




This is a Snowman jigsaw!

See if you can cut out the pieces and put him back together again.

ADULT ACTIVITY

Help the child cut and order the pieces to assemble the snowman. Talk about snow, clothes and keeping warm.



Merry Christmas

Name _____

Date _____



www.silkysteps.com



These mice are enjoying singing lots of Christmas carols.

Can you make the air around them fill with snowflakes?

ADULT ACTIVITY

Have some ink stampers or small trays of blue/white paint for the children to finger paint OR use the end of a pencil for those that don't like getting messy.

Help them fill the space around the mice with snowflakes - talk about swirling, curling and floating snow!