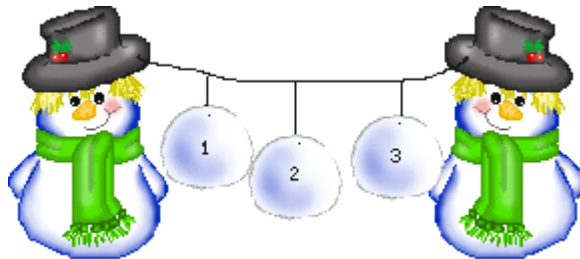




Have a very Merry Christmas
& Winter time
with Our ..

Snowman Number line



Templates


2 Snowmen as the end fastenings


1 – 20 numbered snowballs.

1 plain snowball for you to extend the numbers with.

Make..

- Print the snowballs onto White or blue card, cut out, laminate and cut out again.
- Print, colour, cut , laminate and Cut out the Snowmen.
- Hole punch a corner of their hats.
- Tie a length of string from one snowman to the other and the attach them to your wall or door etc.
- Use wooden clothes pegs – to hold the snowballs on the string ...
You could also decorate the pegs festively or paint them
Or tie the numbers on in a dangly fashion .





12




13

14

14

15

16



Snowmen Templates.

Print and colour as required.

